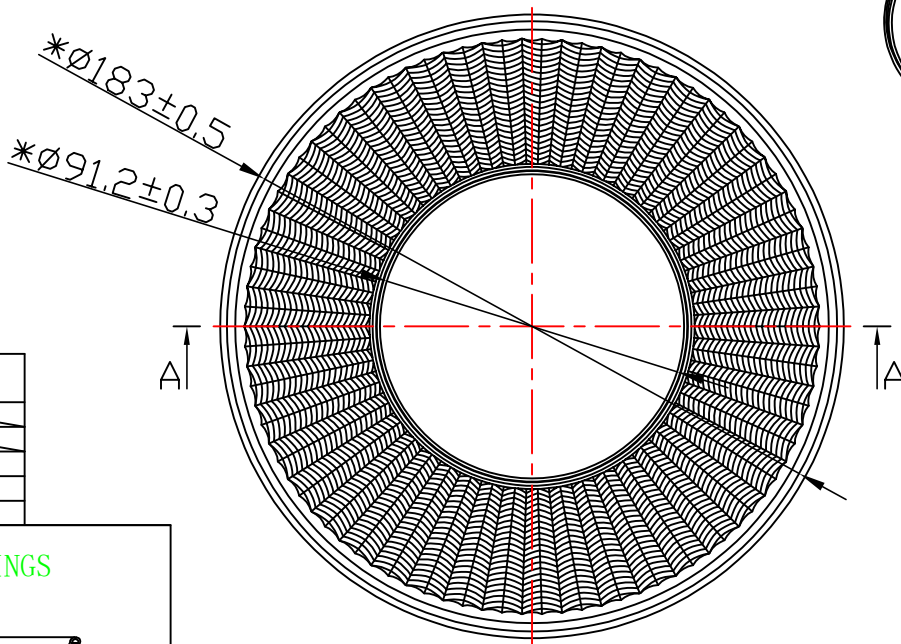
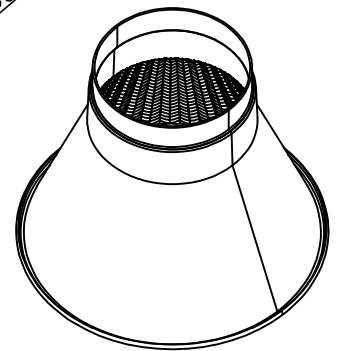
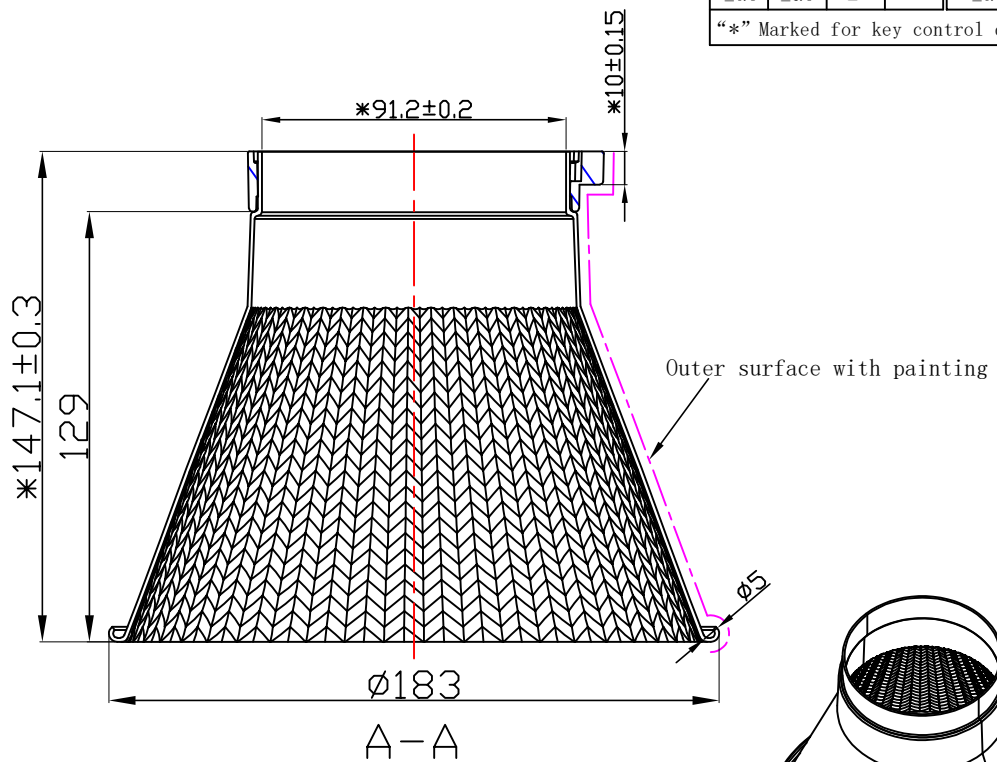


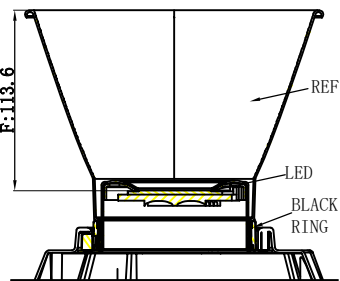
table for unmentioned tolerance in the drawing (unit: mm)				punch angle tolerance in the drawing (unit:degree)		
> 0-5	> 5-30	> 30-90	> 90-150	0-10	10-50	50-120
±0.15	±0.2	±0.4	±0.5	±1°	±0.5°	±0.3°
> 150-250	> 250-400	> 400-700		120-250	250-360	360 above
±0.8	±1.5	±2		±0.2°	±0.166°	±0.085°

"\*" Marked for key control dimensions



Light Source	客户光源
PlasticHolder	
Metal Adaptor	
Design Angle	32° ±3°
Measured Angle	34.6°
Efficiency	

ASSEMBLY DRAWINGS



- Technical requirements:
1. Material: t=1.2mm 1090AL.
  2. Surface treatment: Outer surface with painting, interior standard light.
  3. Product untolerance reference untolerance table.

				P/N: 91.07.0775.000		版本/REV KO
				产品名称 Product Name		7-0775-M
				客户代号 Customer Code		NT
				客户编号 Customer Item		7寸标准罩 32°
标记 Mark	处数 Amended Times	更改内容 Amended Content	签名 Signature	更改日期 Amended Date	<p>方案图 Engineering drawings</p>	
设计 Designer	制图 Drawing by	审核 Auditor	比例 Proportion	视角 View		
工艺 Technology	日期 Date	2021.09.04	页 数 Page	共1页 第1页		
批准 Approval			图档路径 The path of file			
						<b>Nata®</b>